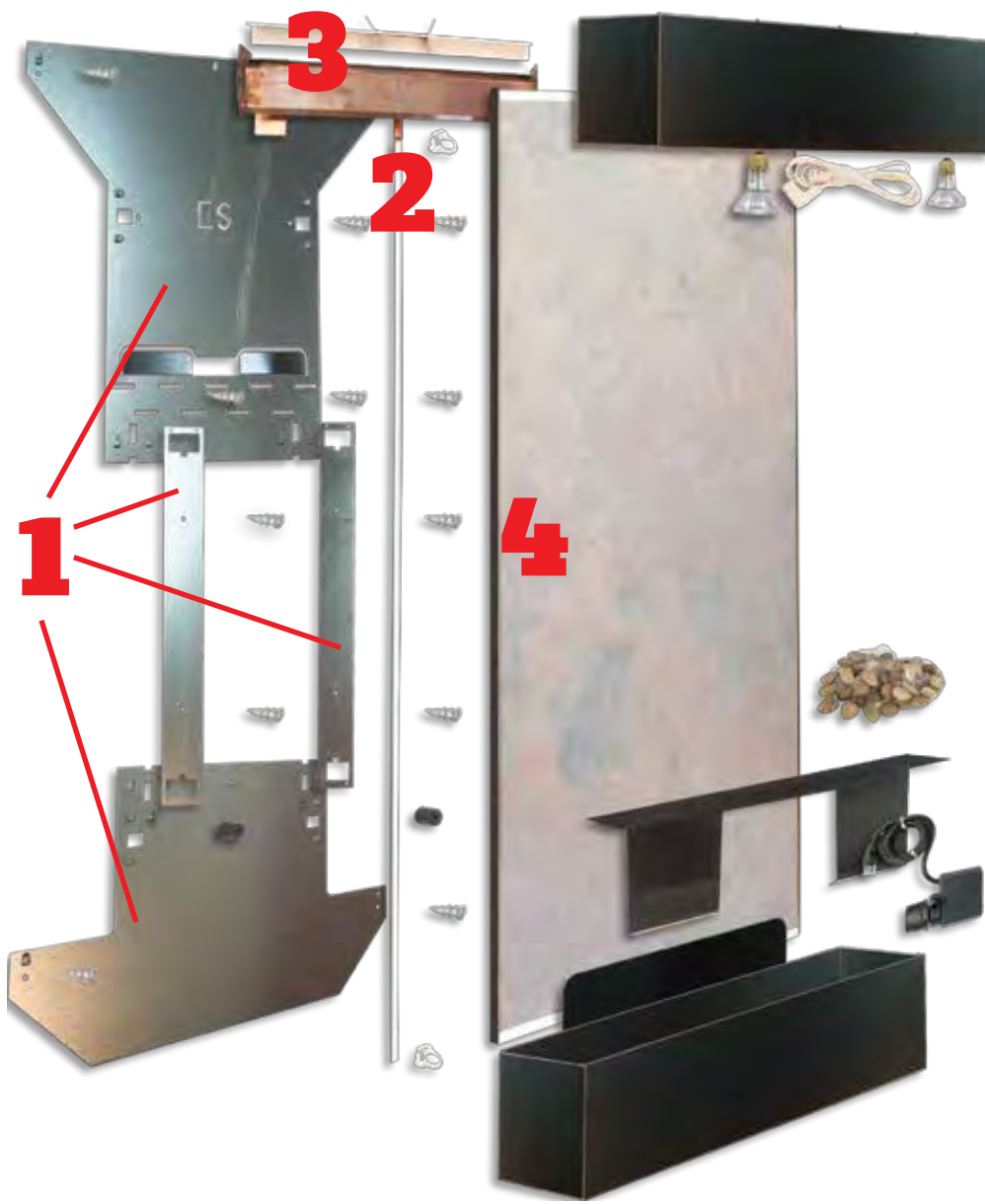


# THE ANATOMY OF A FOUNTAIN

AN IN DEPTH COMPARISON

OF AN ADAGIO® CASCADE SPRINGS AND A WATER WONDERS® SLATETECH LG NOJOQUI FALLS

ADAGIO®



1. Adagio's® EZ-Installation bracket is comprised of 4 pieces that need to be assembled prior to mounting to the wall.
2. On Adagio's® wall fountains you have to attach and clamp the vinyl tube plumbing to the copper disperser and the pump yourself.
3. On their unit you must attach the copper disperser to the fountain panel and then bend the copper by hand and adjust the fit. Then you must add the baffle and adjust that as well to create the proper water flow.
4. Adagio's® FeatherWeight wall panels have a decorative metal edging on the sides.
5. Adagio's® reservoir consists of a metal housing and plastic liner. You are warned not to overfill as water can be trapped between the plastic liner and housing and will leak because the metal housing is not water-tight.
6. With Adagio's® plastic rock tray you must first remove the rocks to access the pump or water supply.
7. Adagio's® standard lighting is 50 watt halogen bulbs that create patterns of light as can be seen in the photo on the reverse side. To access the controller you must reach under the light hood.

blu WATER WONDERS®

bluworld HOMElements



1. Water Wonders Installation bracket is only 1 simple piece with three screws thanks to our smart engineers.
2. Our stainless steel plumbing is already embedded in the lightweight panel, all you need to do is connect the pump with the quick connect fitting.
3. Our proprietary Castellated flow edge is built-in and ready to go. No metal to bend and adjust.
4. Our SlateTech wall fountain edges have the beautiful classic look of hand chipped slate. Our faux edge is virtually indistinguishable from heavy weight solid slate.
5. Our basins are made from aluminum metal which has been fully welded and polished by hand. Each is water tested to be leak proof. We use no plastic or rivets in our fountain construction.
6. Our Rock Tray is constructed from rigid aluminum. There's no need to remove the rocks to access the pumps or water supply.
7. Our fountains come standard with super bright LED light strips that create an even wash of lighting over the fountain and controlled with a slide touch remote control.

ADAGIO®

blu bluworld

**Which would you rather Install or Recommend?**

**All these Pieces to Assemble**

**Compared to these**



**We think the choice is clear**

# What is "Lightweight Slate"?

Lightweight stone fountain veneers are made in India with a unique patent pending technology which sheers a thin layer of genuine Indian Slate off a solid stone slab.

Both Bluworld® and Adagio® use this type of slate veneer; Bluworld calls theirs Slatetech™ and Adagio® calls theirs Featherstone™ but the material is essentially the same. It's what each company does with the thin slate that makes each finished product so different. Read on...



## Only SlateTech™ has a realistic hand-chipped edge.

Bluworld's process bonds the slate to a composite board and then applies their signature "proprietary" realistic chipped edges. Those chipped edges are virtually indistinguishable from solid slab slate.

Then Bluworld engineering incorporates an embedded stainless steel plumbing tube inside the panel and metal support system with base to create an assembled unit that can be hung on a wall with a single bracket and a few screws.



"SlateTech" fountains feature super easy installation and are the perfect choice for buyers when weight might be an issue due to shipping, wall construction concerns, or just a personal preference.

## What's the difference



## Adagio's® Featherstone™ has a metal framed edge

Adagio® also applies the slate material to a composite board but finishes their edges with a decorative metal frame and incorporates hanging brackets built into the panel back.

The Featherstone™ panel is then hung on a 4 piece wall bracket that first needs assembling.




# What about Water flow?

Bluworld engineering created SlateTech's proprietary "Castellated Flow Edge" which ensures even water distribution and the best part is it's built right into the fountain, so you never have to bend or manipulate a thing. The only thing that will require adjusting is the flow valve on your pump to increase or lower the water pressure.

To access the pump and the flow adjuster simply remove the durable aluminum rock tray with the rocks, no need to remove the rocks first. Once removed you have complete access to the reservoir, the flow adjuster and the pump for cleaning and replacement when needed.


Prior to packing every SlateTech panel is water tested for quality assurance.



Adagios® instructions call for first scrubbing the copper water distribution with a scrubby pad, bending and forming the copper water distribution to form to the slate and then bend "outer tabs" to correct flow and adjust if there is dripping. If water has low flow in the middle of the slate their instructions also call for removing the plastic baffle and adjusting the two tabs underneath for correcting water-flow across the top. Per their instructions "you may need to be repeat this process until you have the desired flow".

To access the pump you must first remove the rocks from the pebble shelf. The Instructions regarding the pebble shelf per their site reads: "The pebble shelf is made of a spring-style plastic. The tension from the plastic is used to hold the shelf in place. If the shelf is out of the tray for too long it can begin to straighten and may need to be bent back into shape with your hands.

Before installing the shelf be sure to over bend it a little to allow it to fit into the tray. Slide the pebble shelf into the water tray until the upward pointing front lip is secured under the front edge of the tray."



# Let's Compare Standard Lighting (LED vs Halogen)



Bluworld SlateTech Fountains come standard with white super bright linear LED lighting. The included LED light kit is fully dimmable and controlled by a touch remote control that functions up to 60' away.


The 18V Low Voltage LED lighting consists of a sealed strip of 60 LED bulbs. This creates full even coverage with an adjustable wash of warm white light to accentuate the beauty of the stone and enhance its surroundings.

This standard lighting feature is warranted by Bluworld for a full year.



Adagios® wall fountains come standard with a halogen light hood. They include the white halogen light bulbs as a courtesy to their customers. These 50 watt halogen bulbs carry no warranty but can be replaced by visiting your local hardware store.

The light hood is 120V line voltage and has a built-in dimmer control inside as well as a pull chain to operate both the light and the pump.



# Let's Compare Warranties

Bluworld SlateTech Fountains are warrantied for 1 full year against manufacturer defect including their LED lighting. Bluworld covers their pumps with a 6 month warranty.

**We hope you now see & agree why Blu is Better**

Adagio® Featherstone fountains are also warrantied for a full year against manufacturer defects however this warranty does not cover light bulbs or pumps. Adagio® warranties the pumps sent with their fountains as a courtesy to their customers, "Adagio® will replace any defective pump within 30 days of receipt by the original user. If you experience a problem with your pump after the initial 30 days, please refer to the warranty provided with your pump."